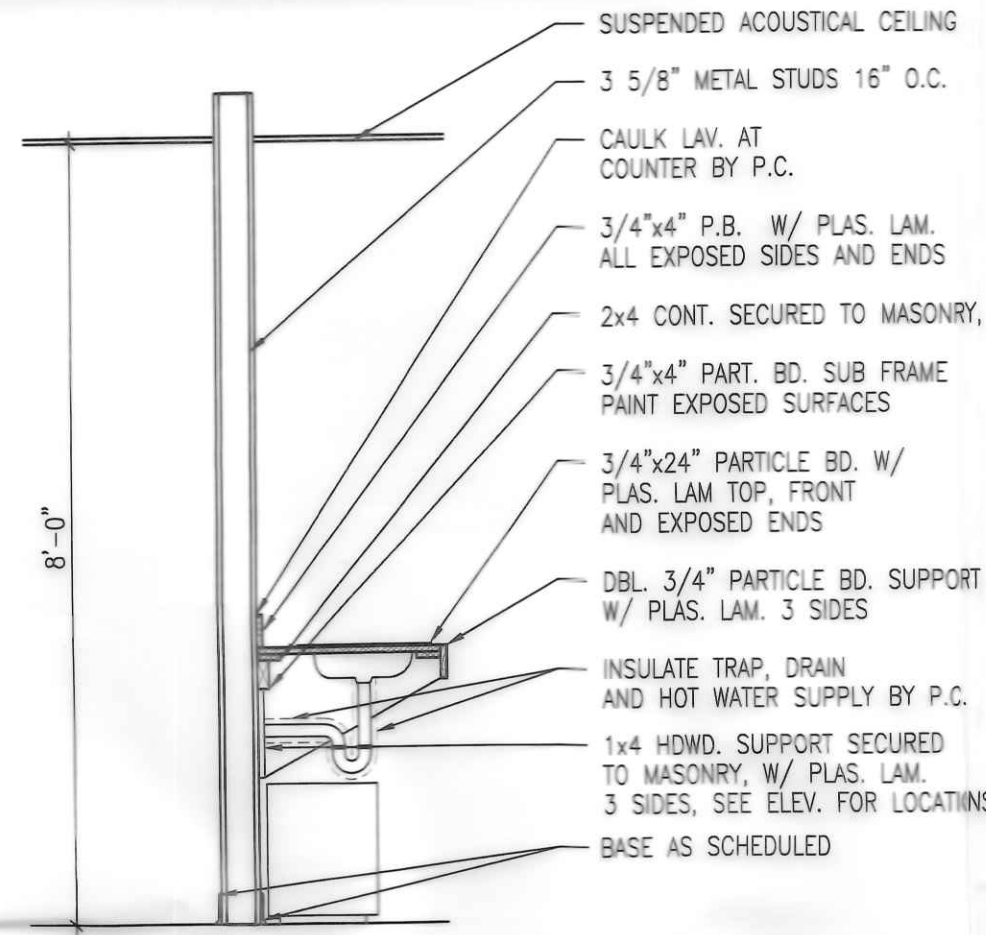


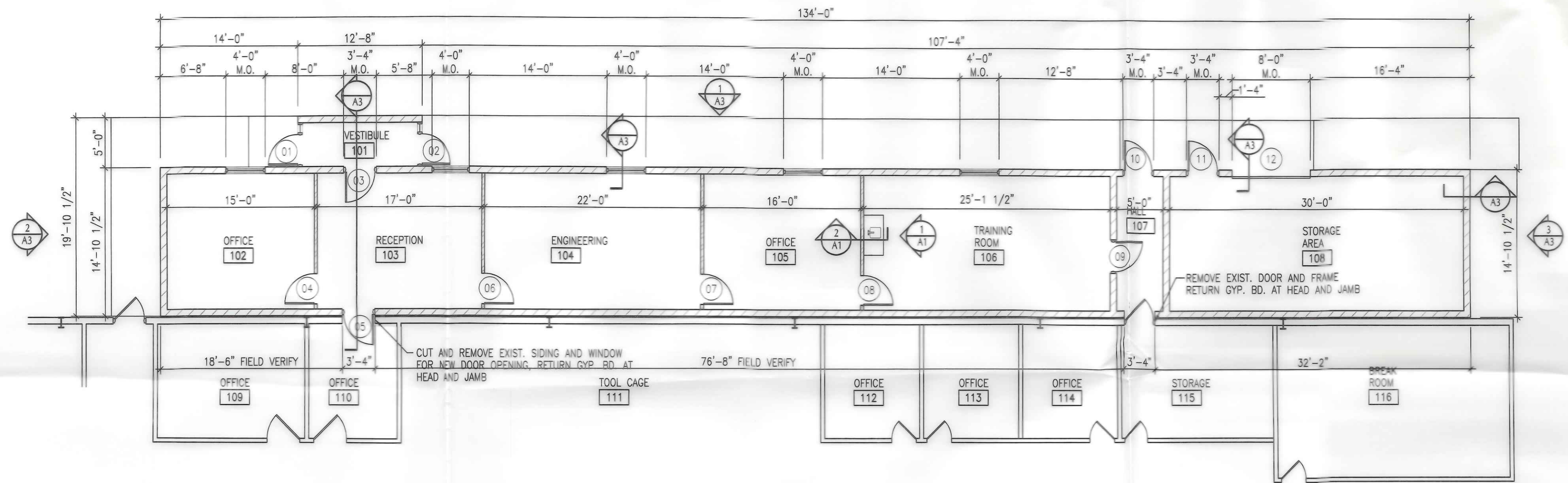
1 INTERIOR ELEVATION
A1 SCALE: 1/4" = 1'-0"

5/8" GYPSUM WALL BOARD OVER 3/8" METAL STUDS AT 16" O.C.
STANDARD COUNTERTOP W/ SUPPORTS MECHANICALLY FASTENED TO STUDS
SINK



2 WALL SECTION
A1 SCALE: 1/2" = 1'-0"

SUSPENDED ACOUSTICAL CEILING
3 5/8" METAL STUDS 16" O.C.
CAULK LAV. AT COUNTER BY P.C.
3/4"x4" P.B. W/ PLAS. LAM. ALL EXPOSED SIDES AND ENDS
2x4 CONT. SECURED TO MASONRY,
3/4"x4" PART. BD. SUB FRAME PAINT EXPOSED SURFACES
3/4"x24" PARTICLE BD. W/ PLAS. LAM TOP, FRONT AND EXPOSED ENDS
DBL. 3/4" PARTICLE BD. SUPPORT W/ PLAS. LAM. 3 SIDES
INSULATE TRAP, DRAIN AND HOT WATER SUPPLY BY P.C.
1x4 HWID. SUPPORT SECURED TO MASONRY, W/ PLAS. LAM. 3 SIDES, SEE ELEV. FOR LOCATIONS
BASE AS SCHEDULED

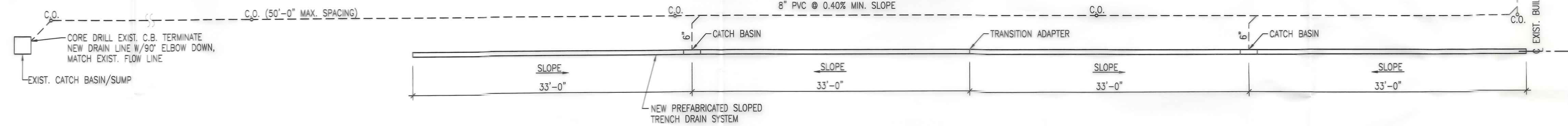


BEILHARZ ARCHITECTS INCORPORATED
701 1/2 WEST FIRST STREET • DEFIANCE OHIO 43512
TELEPHONE NO. 419 782 6211
FAX 419 782 8722

PLOT SCALE
1/8" = 1'-0"
FOR SHEET SIZE 22"x34"

ISSUE DATE
1 2-22-99

©1998 BEILHARZ ARCHITECTS, INC.
THE CONTENT OF THIS DRAWING IS NOT INTENDED TO BE SUITABLE FOR USE OR RELIED UPON BY INDIVIDUALS, COMPANIES, CORPORATIONS OR OTHER ENTITIES FOR ANY PURPOSE OTHER THAN THE INTENDED PURPOSE OF THIS DOCUMENT. NO FOR REUSE OR REPRODUCTION WITHOUT WRITTEN VERIFICATION AND ADAPTATION BY THE ARCHITECT FOR THE SPECIFIC PURPOSE INTENDED SHALL BE AT THE USER'S SOLE RISK AND WITHOUT LIABILITY OR LEGAL EXPOSURE TO THE ARCHITECT.



FLOOR PLAN
SCALE: 1/8" = 1'-0"

WORK DONE BY OWNER: SAWCUT AND REMOVE EXIST. CONCRETE SLAB. REMOVE EXIST. TRENCH DRAIN SYSTEM AND STORM DRAIN. EXCAVATE FOR NEW STORM DRAIN AND TRENCH DRAIN SYSTEM.
DOWEL NEW CONCRETE TO EXISTING WITH #5 BARS 24" LONG, 12" O.C., 12" INTO EXISTING CONCRETE. SLOPE NEW CONCRETE 1/4" PER FOOT FROM EXISTING CONCRETE TO NEW TRENCH DRAIN SYSTEM.

GENERAL NOTES
EXISTING BUILDING INFORMATION IS COMPILED FROM SOURCES DEEMED RELIABLE, BUT THE ARCHITECT MAKES NO WARRANTY AS TO THE ACCURACY THEREOF.
WHERE DEMOLITION CAUSES DAMAGE TO EXIST. SURFACES OR COMPONENTS WHICH ARE TO REMAIN, CONTRACTOR PERFORMING DEMOLITION SHALL REPAIR ALL DAMAGE AND PATCH ALL SURFACES TO MATCH EXISTING.
DIMENSIONS ARE TO FACE OF STUD, COLUMN CENTERLINE, OR FACE OF NOMINAL MASONRY.
FIELD VERIFY ALL EXISTING DIMENSIONS AND CONDITIONS PRIOR TO BEGINNING CONSTRUCTION.

MUNICIPAL SERVICE BLDG.
TRENCH DRAIN REPLACEMENT
INDUSTRIAL DRIVE
NAPOLEON, OHIO

FLOOR PLAN
PROJECT: 98-2331
DRAWN BY: SLB
CHECKED BY: LJR
SHEET

A-1
OF 1

BEILHARZ ARCHITECTS, INC. • 701-1/2 WEST FIRST STREET • DEFIANCE • OHIO • 43512 • PHONE • 419 • 782 • 6211 • FAX • 419 • 782 • 8722